


## Valve Extension 45deg



One of the main problems with the launcher is that if you have a pump that clips open to lock on to the valve of the launcher it stops the full range of movement of the multi angle launcher and may not fit the straight launcher at all! The way around this problem is to get a valve extension like the one shown in the pages below.




The pump clip opens to lock on to the valve and stops the full range of movement of the Fullbore water rocket launcher. The same problem is for the straight launcher here on the left.




The clip of the pump that closes is no problem and gives full range of movement of the multi angle launcher, the valve extension also allows for full range of movement on the launchers



The valve extensions can be bought through e-bay item number 151067480344 or even tyre replacement specialists or if you are finding it difficult to find them then please e-mail me and I will try to help or even send you one for a small price. the e-bay number may not still be active.



The valve extensions have a valve that works the same as the tyre valves on you car, this needs to be removed with the correct tool or even a small screwdriver and rotate anti-clockwise.



If you have any problems or just a few questions then please e-mail me on [fullbore@rocket-fun.com](mailto:fullbore@rocket-fun.com)

